


# Dehumidifier Recusorb **DR-010B**



Dehumidifying capacity at 20°C / 60%RH  
**0.5 kg/h**

Dry air flow  
**190 m<sup>3</sup>/h**

- Washable rotor
- No desiccant carry-over
- Stainless steel chassis
- Self-regulating heater
- Easy to maintain
- Long lifetime

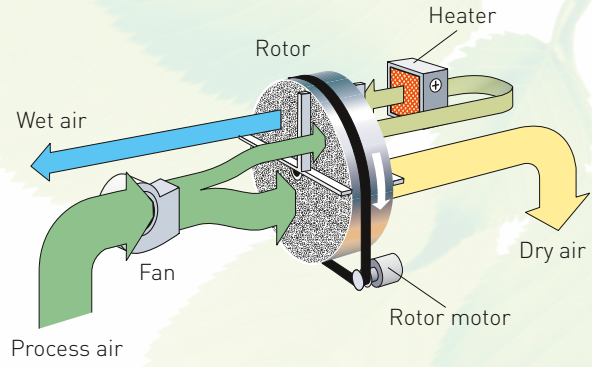


Section of a dehumidifier rotor from Seibu Giken. The high number of channels means that moisture is adsorbed with extra efficiency!



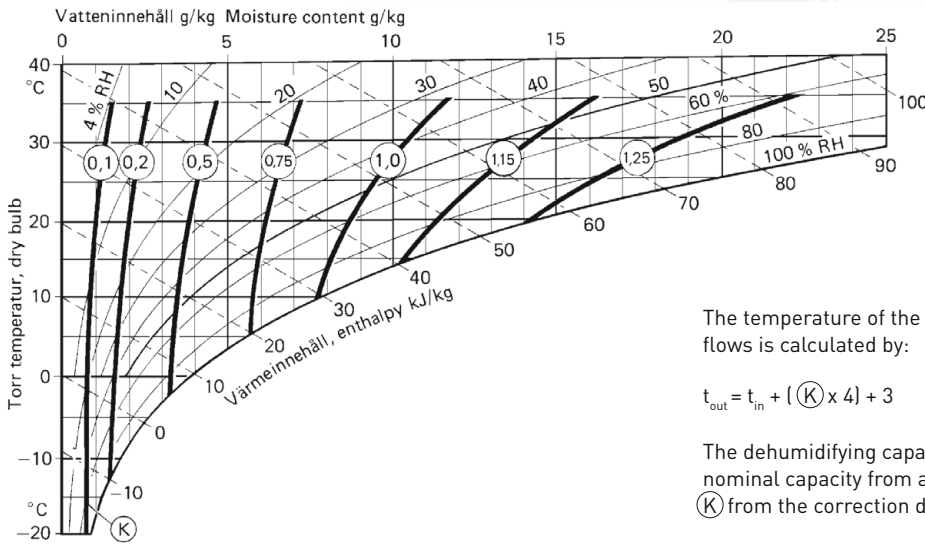
TECHNICAL DATA

Dehumidifier model	DR - 010B
Nominal capacity <sup>1</sup> (kg/h)	0.5
Dry air flow <sup>2</sup> (m³/h)	190
Wet air flow <sup>2</sup> (m³/h)	40
Heater current <sup>3</sup> (A)	3
Maximum electric consumption (kW)	0.8
Supply fuse 230V / 50Hz, (A)	10
Weight (kg)	12



- <sup>1</sup> Valid for inlet conditions 20°C/60%RH. For other inlet conditions the capacity can be calculated by using the correction factor from the diagram shown below.
- <sup>2</sup> Volume flow for density 1.20 kg/m³. Free blowing.
- <sup>3</sup> The design of the PTC heater enables the power to be regulated by controlling the wet air flow.

CORRECTION DIAGRAM

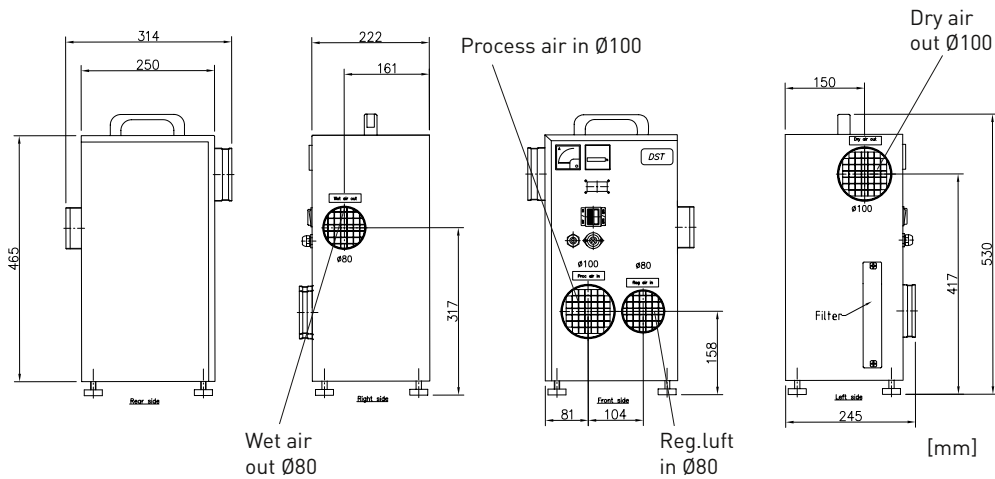


The temperature of the dry air at nominal air flows is calculated by:

$$t_{out} = t_{in} + (K \times 4) + 3$$

The dehumidifying capacity is estimated as the nominal capacity from above, multiplied by factor **(K)** from the correction diagram.

DIMENSIONS



Subject to change without notice. Download installation drawing a [www.dst-sg.com](http://www.dst-sg.com)

Seibu Giken DST AB

Avestagatan 33 | SE-163 53 Spånga, Sweden

Tel +46 8 445 77 20 | Fax +46 8 445 77 39

[www.dst-sg.com](http://www.dst-sg.com) | [info@dst-sg.com](mailto:info@dst-sg.com)